

# EXPOLITE FRESNEL WW LARGE LED22945

## PRODUCT INTRODUCTION

The EXPOLITE FRESNEL WW LARGE is a professional fresnel with high CRI>95, electronic zoom from 15-60°, fully support for dimmer pack, DMX512 and RDM control. It is the best choice for theatre and TV station.



## PRODUCT PARAMETERS

### Optical system

LED22945	
Light source	300W
Angle	15°-60°
CCT	3200K
CRI	96.1
CRI R9	95
TLCI	98
CQS	96

### Appearance

Size	417x286x260mm
Weight	6.6kg
Casing	Die-cast
Color	aluminum Black

### Control System

Dimmer	0-100% 16Bit
Cooling	Forced Convection
Control	DMX/RDM, Dimming Pack Control
Con Personality	UNO (1CHS)、DOS (2CHS)、STD.P (3CHS)
Display	On board Control, 0-25Hz Strobe
Zoom	Manual and electronic zoom

### Electrical Specs

Voltage	100-240VAC,
Max. Power	50/60Hz 200W
Power Connection	Power in and out
DMX XLR	DMX in and out

### Work Environment

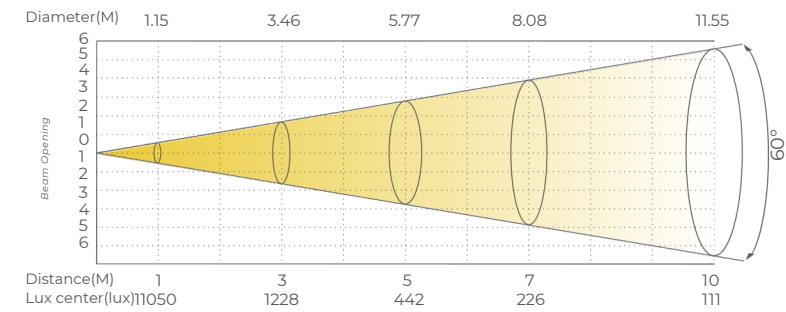
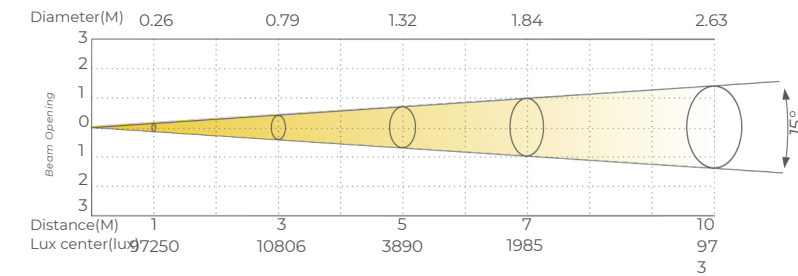
Ambient Temp	0°C-45°C
IP Rated	IP20

### Certification

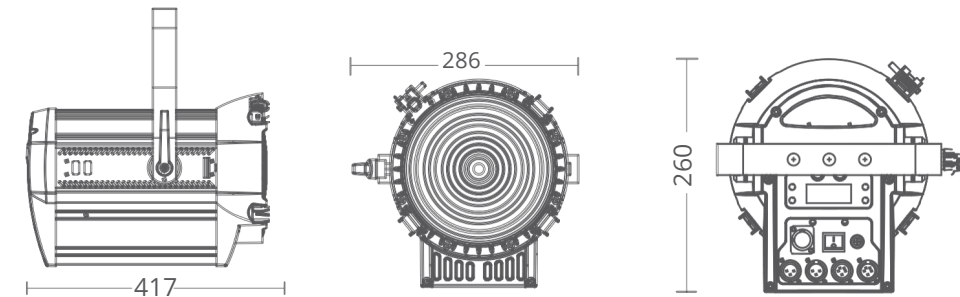
CE, MET

## ILLUMINANCE AT DISTANCE

### LED22945



## DIMENSIONS



## ACCESSORIES (Accessories not included unless otherwise stated)

