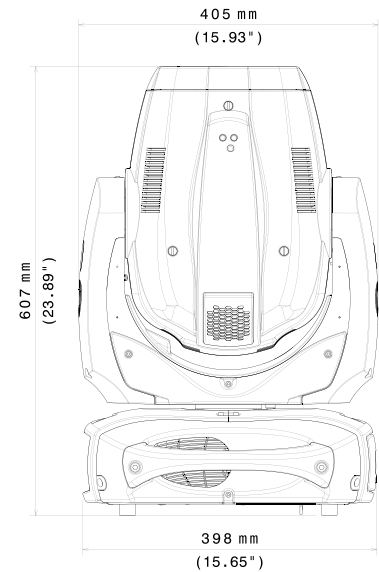
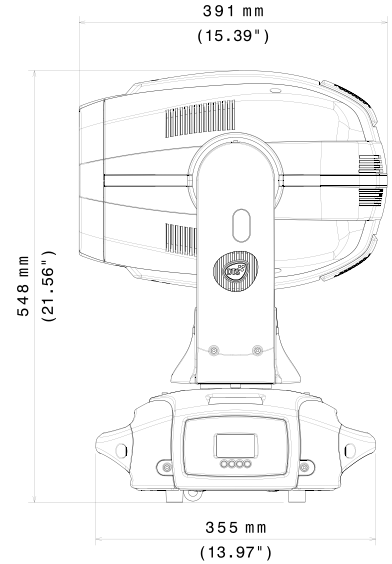




CORE BEAM AND SPOT ALL IN ONE: THE POWERFUL FIXTURE FOR A RANGE OF PROFESSIONAL APPLICATIONS

CORE is a powerful and compact discharge moving head. **SPOT and BEAM all in one** with the **fastest effects** ever seen. CORE is versatile: thanks to its 440 W HRI LAMP (24,000 Lumens), CORE is perfect in a range of applications, **from TV studios to live concerts**. All this in only 24 kg.



03.MS018.L

OUTPUT

- Lamp: Osram Sirius HRI 440 W (24,000 Lumens)
- Color temperature: 7000K
- CRI: 80
- Remote lamp On/Off
- Average lamp life: 1,500 hours

OPTICAL GROUP

- Improved optical group: Spot and Beam all in one
- 1,530,000 Lux at 5 m
- 16-bit motorized wide-excursion linear zoom
- Beam opening: 2° - 39°
- 16-bit motorized linear focus
- Linear dimmer / shutter / strobe (0.85 flash/sec to 10 flash/sec)
- Frost Filter

COLOR GENERATION

- 16-color wheel
- Two-tone generation

DYNAMIC EFFECTS

- Overlapping wheel for multiple effects:
 - Customizable rotating gobo wheel (9 gobos)
 - Fixed gobo wheel (17 gobos + animation sector + open)
 - 8-facet rotating prism

CONTROL

- Auto flip LCD graphic display + 4 soft-keys (control / management of the main parameters)
- Controlled via DMX 512 and RDM standard digital communication protocols
- Internal operating system updatable via DTS dongle firmware uploader

DMX

- 24 DMX channels (default)
- 18 DMX channels

PAN & TILT

- Pan 540°: 2.7 sec.
- Tilt 244°: 2 sec.
- Tri-phase stepper motor technology for ultra-fast silent movements
- 16-bit resolution
- Selectable speed ranges
- Pan / Tilt lock

POWER SUPPLY

- Electronic full-range 100-240Vac 50-60 Hz
- Power consumption: 600 W with PFC
- Power saving mode (the lamp dims to 80% after shutter closure)
- Power Factor: PF >0.90

CONNECTIONS

- DMX: XLR 3-pole In/Out and 5-pole In/Out panel connectors;
- Power supply: PowerCON In/Out panel connectors

INTERNAL SAFETY DEVICES

Overvoltage and overtemperature circuits protection

OPERATING TEMPERATURE

-10° / 40° C

PHYSICAL

- IP20
- Weight: 24.3 Kg (53.6 lbs)
- Finishing: Black

SHIPPING

- Packaging: Carton box
- Box size: 610 x 520 x 510 mm (24" x 20.5" x 20.1")
- Box weight: 28.9 Kg (63.7 lbs)

ACCESSORIES INCLUDED

- 1 x PowerCON female cable connector (code 0520P014)
- 1 x XLR 5 Pins male cable connector (code 0508B148)
- 1 x XLR 5 Pins female cable connector (code 0508B147)
- 2 x Omega Bracket with "Fast Lock" connection 1/4 turn (code 02K00549)


ACCESSORIES ON REQUEST

- Lamp 440W SIRIUS HRI (code 0505S039)
- Flightcase for 2 units (code 0521C065.2)
- Aliscaf clamp for tube diameter 50 mm - max. load 200 Kg (code 0521A033)
- G-QUICK clamp Professional -max. load 100 Kg (code 0521A037)
- G60 "C" Clamp black - max load 50 Kg (code 0521A004)
- Custom gobo for rotating wheel (code 0516R001.58)
- Safety cable - 0.5x60 cm - max. capacity load 60 Kg (code 0521A038)
- DTS dongle firmware uploader (code 03.LA.206)


ROTATING GOBO WHEEL



FIXED GOBO WHEEL



COLOR WHEEL



PHOTOMETRIC DATA

	mt 5 ft 16.40	mt 15 ft 49.21	mt 25 ft 82.02	mt 50 ft 164.04	mt 100 ft 328.08
BEAM ANGLE 2°					
lux center (lx)	1530000	170000	61200	15300	3825
foot candles (fc)	142193	15799	5688	1422	355
diameter (cm)	17	52	87	175	349
diameter (ft)	0.57	1.72	2.86	5.73	11.45

	mt 5 ft 16.40	mt 15 ft 49.21	mt 25 ft 82.02	mt 50 ft 164.04	mt 100 ft 328.08
BEAM ANGLE 39°					
lux center (lx)	5300	589	212	53	13
foot candles (fc)	493	55	20	5	1
diameter (cm)	354	1062	1771	3541	7082
diameter (ft)	11.62	34.85	58.09	116.18	232.36