

SYNERGY 5 PROFILE

Wiring diagrams rev.0 (28/08/2018)

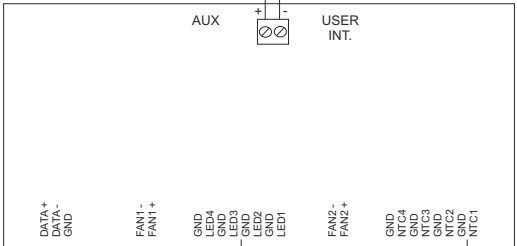
600W 48Vdc PSU
Code 0514M168.V1

2A FUSES PCB
Code 0514M217

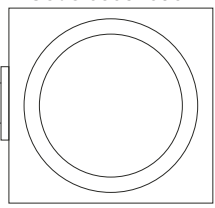
MAINS IN / OUT
100-240Vac 50-60Hz

PowerCON TRUE1
male / female
panel connectors

LED DRIVER PCB
Code 0514M214



420W 7000K LED Module
Code 0508L096

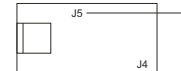


Art-Net IN
RJ45 female
panel connector

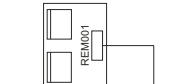
DMX IN / OUT
XLR 3 poles
male / female
panel connectors

DMX IN / OUT
XLR 5 poles
male / female
panel connectors

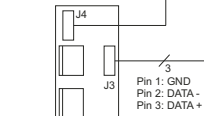
Art-Net Interface PCB
Code 0514T055



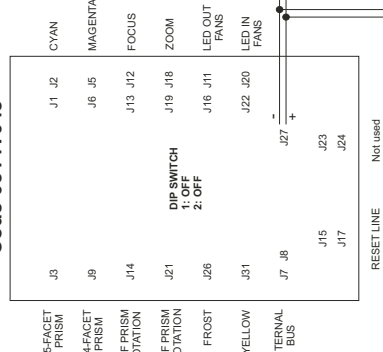
XLR 3 POLES PCB
Code 0514R023



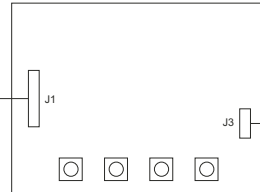
XLR 5 POLES PCB WITH PROTECTIONS
Code 0514R049



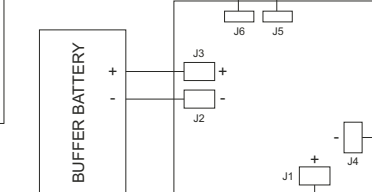
10 MOTORS PCB
Code 0514T048



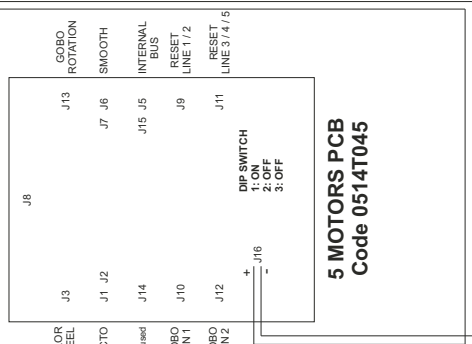
AUTO-FLIP LCD DISPLAY PCB
Code 0514T050



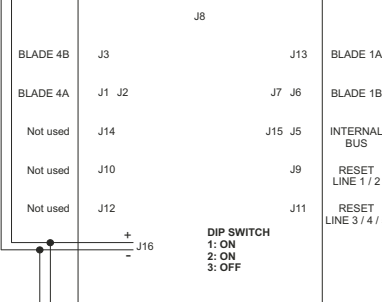
BATTERY CHARGER PCB
Code 0514T046



5 MOTORS PCB
Code 0514T045



5 MOTORS PCB
Code 0514T045



5 MOTORS PCB
Code 0514T045

